

For contacts of active COVID-19 Cases

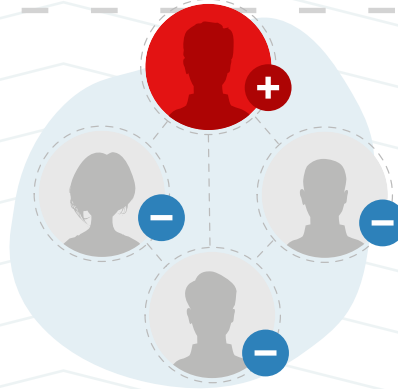
Steps to activate home self-quarantine

1



You must download the **“BeAware”** application as soon as you discover that you have been in contact with an active COVID-19 case.

2



The contacts of active COVID-19 cases will be registered by the Contact Tracing Team within the Ministry of Health, once each active case has been reviewed

3



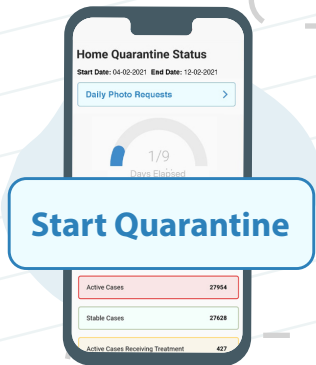
After the Public Health Directorate registers the case, you will be contacted for an evaluation

4



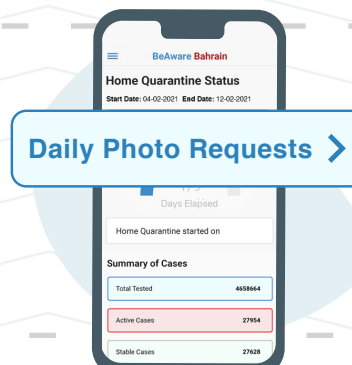
After assessing and verifying the contact of an active case, a text message will be sent to ensure activating the home self-quarantine within the “BeAware” application.

5



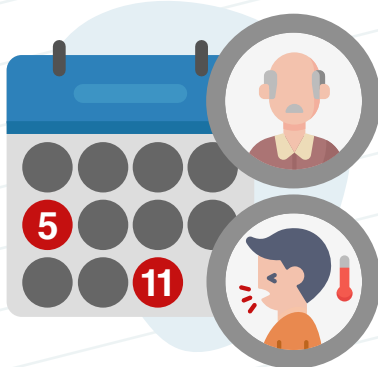
Click on **“Start Quarantine”** within the “BeAware” application

6



Please upload your photo as soon as possible to comply with self-quarantine rules and regulations

7



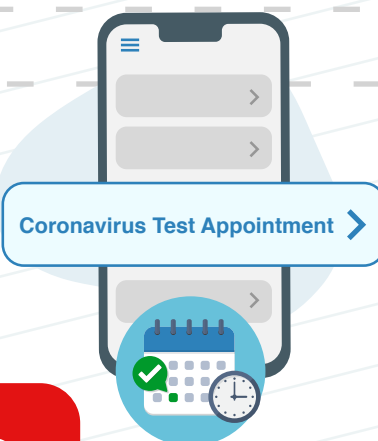
Contacts cases aged 50 years and above and who show symptoms will be registered for a (PCR) test upon confirmation of contact, if the result is negative, then a (PCR) test must be conducted at the end of the quarantine period at the tenth day.

8



For those under the age of 49, they only have to conduct the test at the end of the quarantine period at the tenth day, and they must report any virus-related symptoms in case they occur.

9



Reserve an appointment for the **self-quarantine exit test** three days before the end of the quarantine period via the “BeAware” application

Note

In all cases, if you are a contact of an active COVID-19 case, or experience COVID-19 related symptoms, isolate yourself immediately and contact 444. Continue to self-isolate until you receive a PCR test result or are contacted by the relevant authorities and advised otherwise.

For contacts of active COVID-19 Cases


Steps to activate home self-quarantine



Note

In all cases, if you are a contact of an active COVID-19 case, or experience COVID-19 related symptoms, isolate yourself immediately and contact 444. Continue to self-isolate until you receive a PCR test result or are contacted by the relevant authorities and advised otherwise.


1 2 3 4 5 6 7 8 9

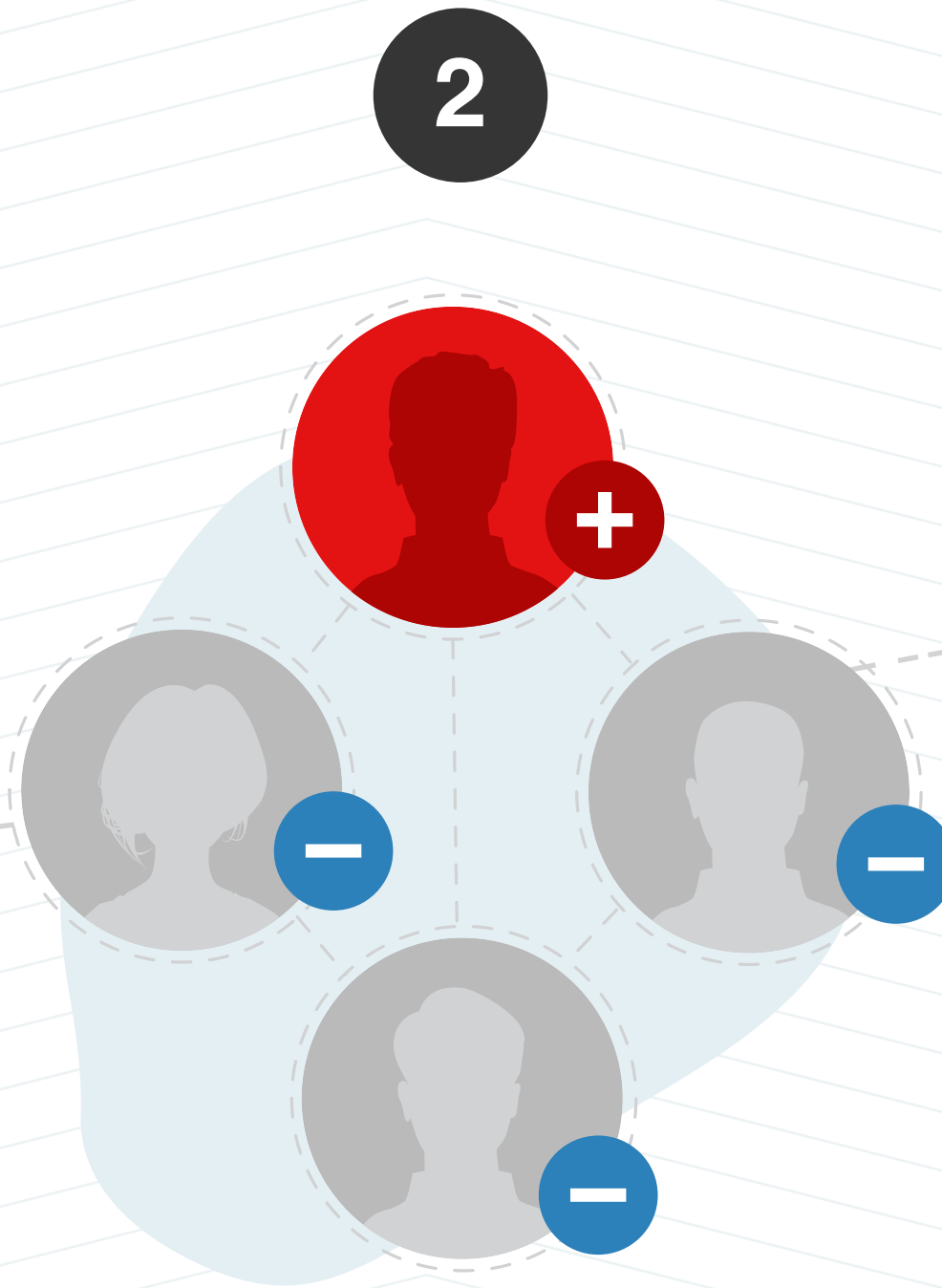


1




**You must download
the “BeAware” application**
as soon as you discover that you have been in
contact with an active COVID-19 case






**The contacts of active
COVID-19 cases will be registered**
by the Contact Tracing Team within the Ministry
of Health, once each active case has
been reviewed



3




**After the Public Health
Directorate registers the case,**
you will be **contacted** for an evaluation



4




After assessing and verifying the contact of an active case, a text message will be sent to ensure **activating** the home self-quarantine within the “BeAware” application.



5

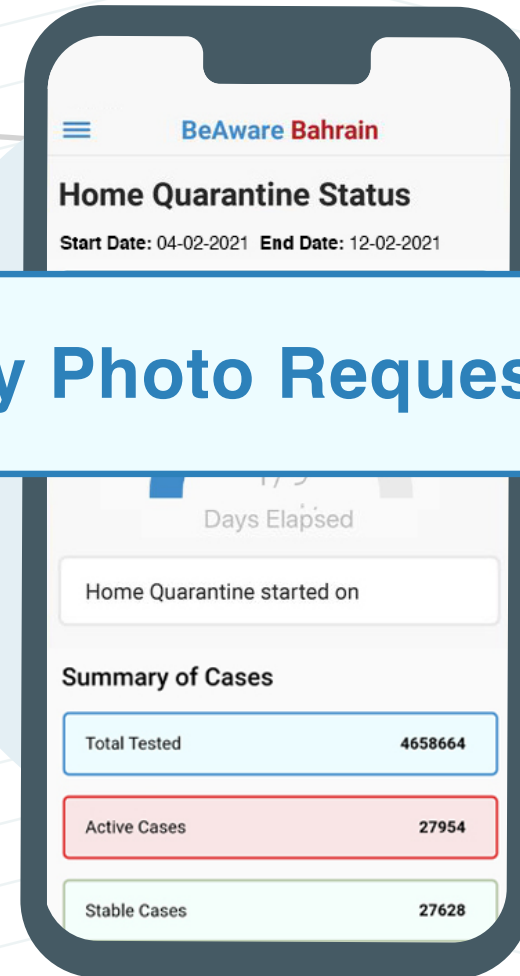


Click on **“Start Quarantine”**
within the “BeAware” application




6

Daily Photo Requests >



Please **upload** your photo
as soon as possible to comply with
self-quarantine rules and regulations

1 2 3 4 5 6 7 8 9




7




Contacts cases aged 50 years and above and who show symptoms will be registered for a (PCR) test upon confirmation of contact, if the result is negative, then a (PCR) test must be conducted at the end of the quarantine period at the tenth day

8



For those under the age of 49, they only have to conduct the test at the end of the quarantine period at the tenth day, and they must report any virus-related symptoms in case they occur



9



Coronavirus Test Appointment >

Reserve an **appointment**
for the **self-quarantine exit test**
three days before the end of the quarantine period
via the “BeAware” application

1 2 3 4 5 6 7 8 9

