

For active COVID-19 Cases

Steps to activate **home self-quarantine**

1



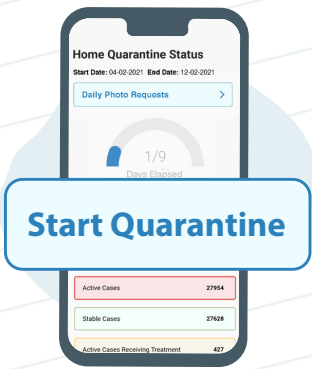
A text message will immediately be sent to inform you of the positive PCR test result without the need to visit a treatment centre.

2



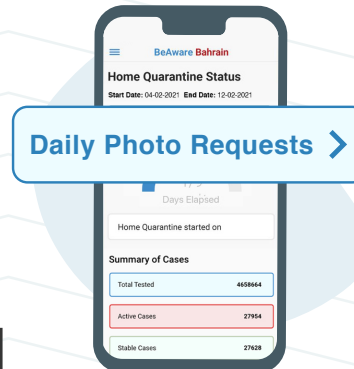
You must download the “BeAware” application as soon as you receive the positive PCR test result

3



Click on “Start Quarantine”, on the “BeAware” application. Home self-quarantine mode will be automatically activated for positive cases

4



Please upload your photo as soon as possible to comply with self-quarantine rules and regulations

5



You must visit to a treatment centre for an assessment of your health condition in the following circumstances:



- if you are **50 years and above**
- If you are suffering from **severe symptoms**
- If you suffer from any **chronic diseases**



You will be informed of any further testing dates by a representative from the Ministry of Health

For active COVID-19 Cases


Steps to activate home self-quarantine



1




A text message will immediately be sent to inform you of the **positive PCR test result without the need to visit a treatment centre**



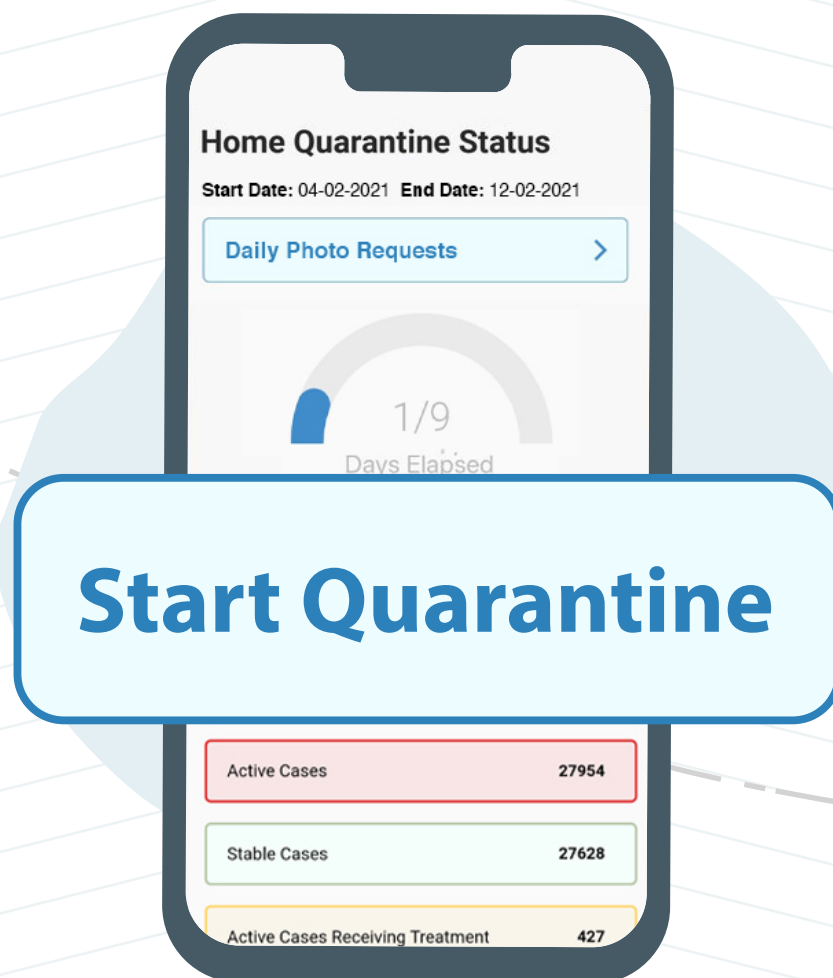
2



You must download
the **“BeAware”** application
as soon as you receive the positive
PCR test result




3

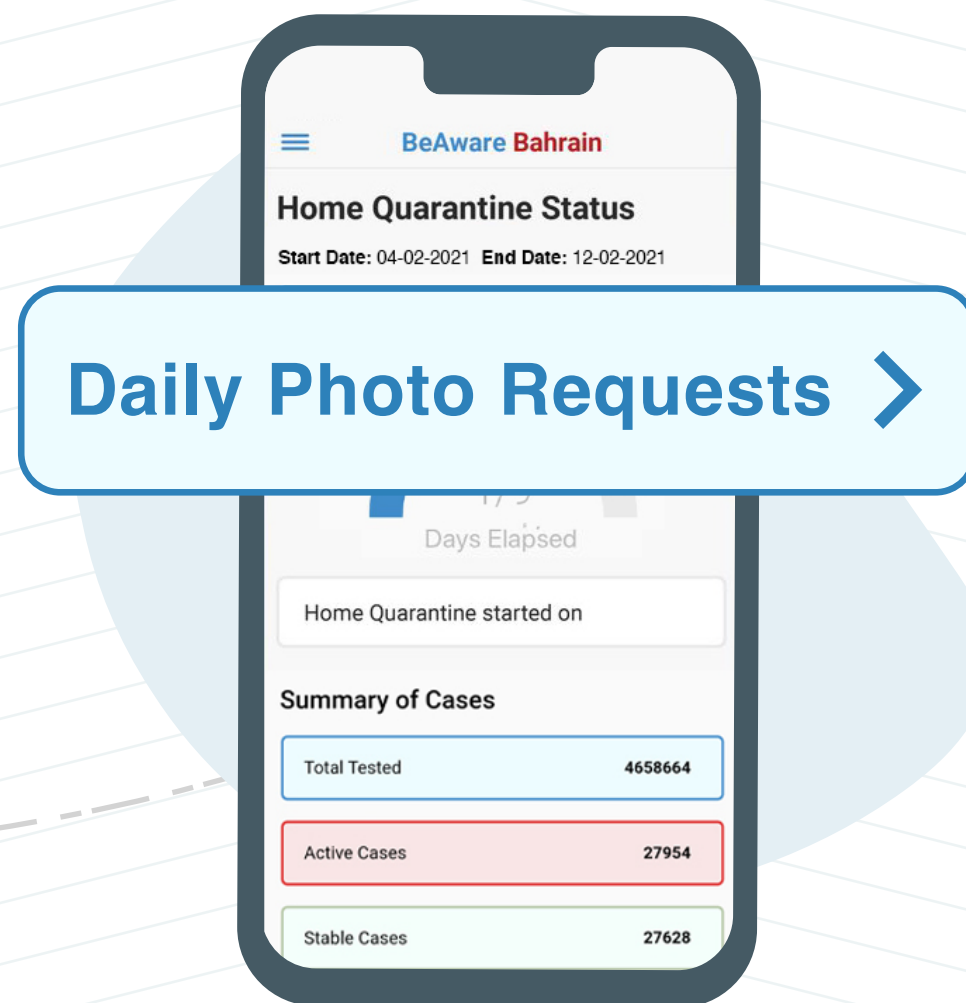


Click on **“Start Quarantine”**,
on the **“BeAware”** application.


Home self-quarantine mode will be automatically
activated for positive cases



4



Please **upload your photo**
as soon as possible
to comply with self-quarantine rules and
regulations



5



You must visit to a treatment centre for an assessment of your health condition in the following circumstances:

- if you are **50 years and above**
- If you are suffering from **severe symptoms**
- If you suffer from any **chronic diseases**



You will be informed of any further testing dates by a representative of the Ministry of Health

