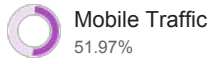

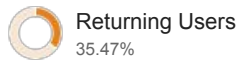


Jan 1, 2015 - Dec 31, 2015

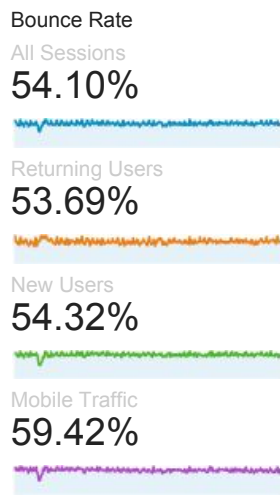
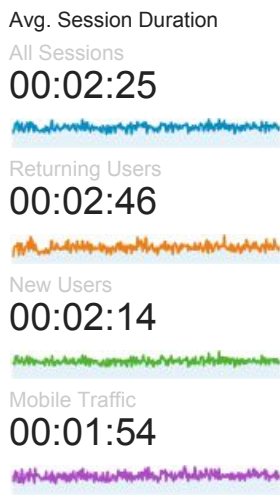
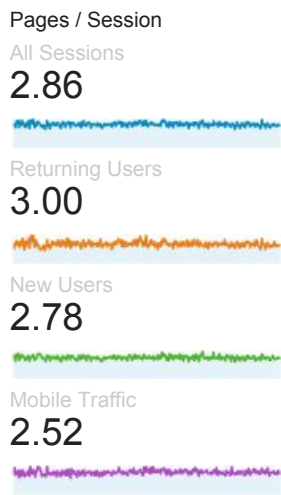
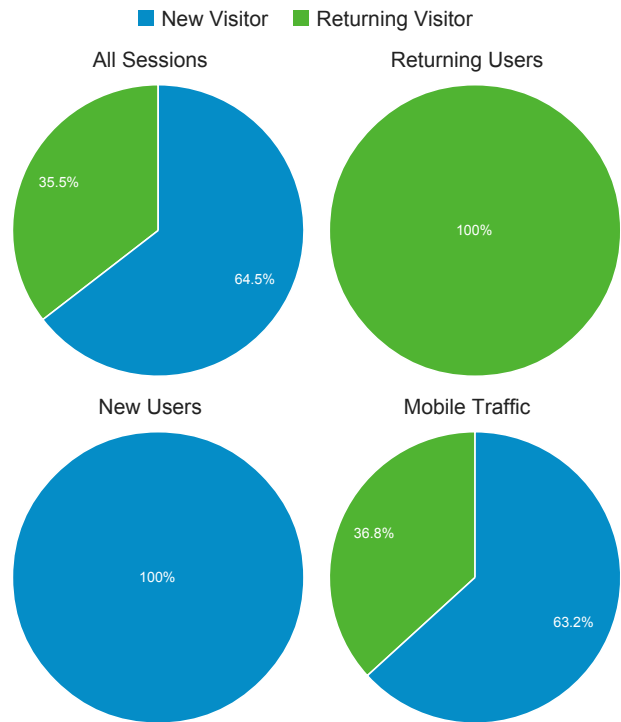
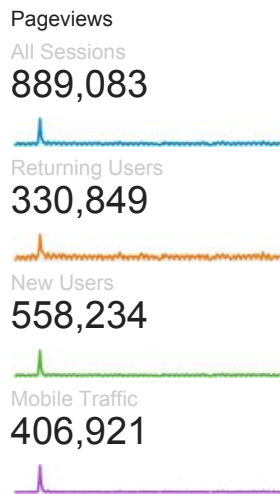
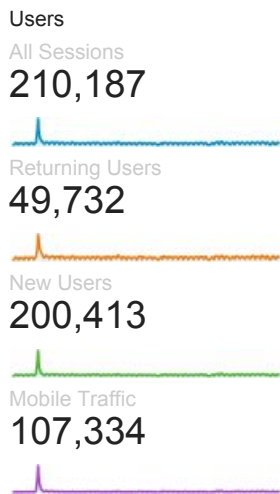
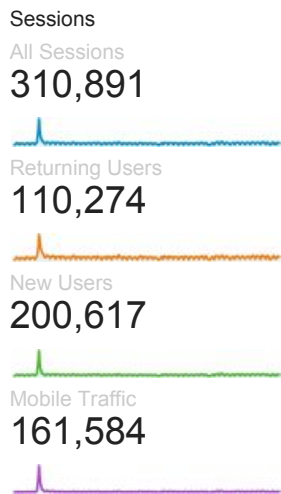
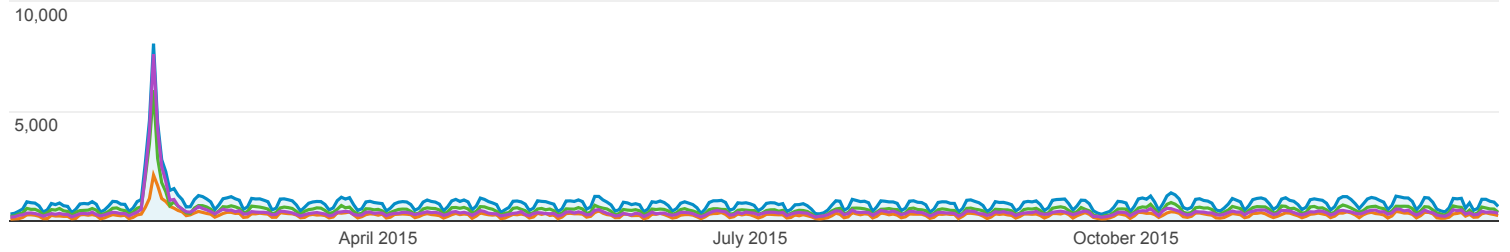
Audience Overview

This report is based on 249,642 sessions (80.30% of sessions). [Learn more](#)



Overview

● Sessions (All Sessions) ● Sessions (Returning Users) ● Sessions (New Users) ● Sessions (Mobile Traffic)



% New Sessions

All Sessions

64.53%




Returning Users

0.00%



New Users

100.00%



Mobile Traffic

63.24%



Language		Sessions	% Sessions
1. en-us			
	All Sessions	175,027	56.30%
	Returning Users	62,762	56.92%
	New Users	112,266	55.97%
	Mobile Traffic	53,991	33.42%
2. ar			
	All Sessions	54,173	17.43%
	Returning Users	17,330	15.72%
	New Users	36,842	18.37%
	Mobile Traffic	44,867	27.77%
3. en-gb			
	All Sessions	49,414	15.89%
	Returning Users	20,071	18.20%
	New Users	29,343	14.63%
	Mobile Traffic	41,952	25.97%
4. ar-ae			
	All Sessions	12,264	3.94%
	Returning Users	4,649	4.22%
	New Users	7,615	3.80%
	Mobile Traffic	11,634	7.20%
5. en			
	All Sessions	3,748	1.21%
	Returning Users	1,295	1.17%
	New Users	2,453	1.22%
	Mobile Traffic	3,522	2.18%
6. fr			
	All Sessions	2,619	0.84%
	Returning Users	291	0.26%
	New Users	2,328	1.16%
	Mobile Traffic	583	0.36%
7. ar-bh			
	All Sessions	2,489	0.80%
	Returning Users	1,196	1.08%

Returning Users	1,158	1.05%
New Users	1,294	0.65%
Mobile Traffic	169	0.10%
8. ar-eg		
All Sessions	2,269	0.73%
Returning Users	734	0.67%
New Users	1,536	0.77%
Mobile Traffic	1,909	1.18%
9. ar-sa		
All Sessions	1,797	0.58%
Returning Users	257	0.23%
New Users	1,540	0.77%
Mobile Traffic	385	0.24%
10. fr-fr		
All Sessions	669	0.22%
Returning Users	108	0.10%
New Users	560	0.28%
Mobile Traffic	400	0.25%